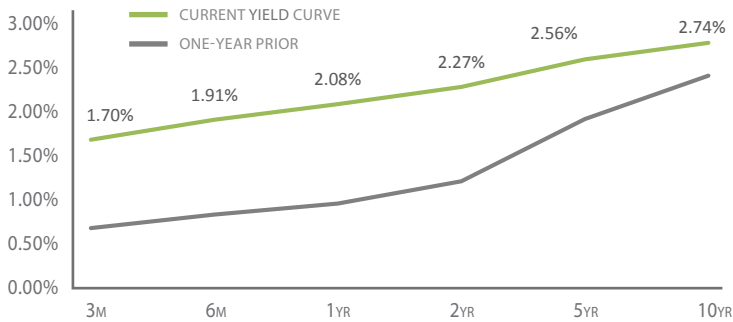
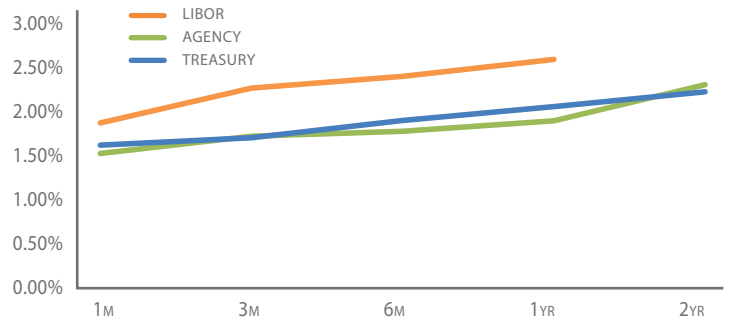


## Historical Yield Curve



Source: Bloomberg Finance L.P. 3/29/18

## Indicative Rates



Source: Bloomberg Finance L.P. 3/29/18

Rates do not reflect transaction fees.

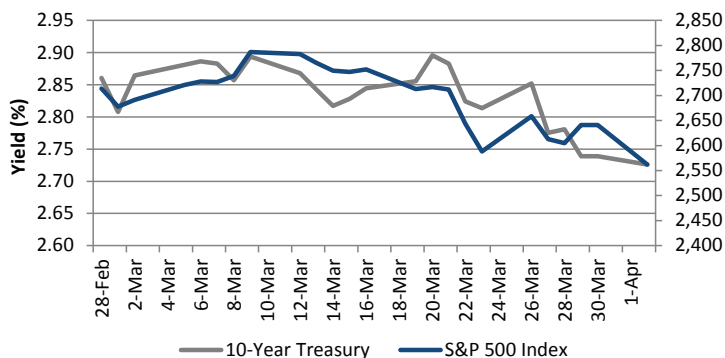
## FEATURED MARKET DATA

### Market Volatility Increased in March

Trade-war fears, technology company weakness, White House turnover and action by the Federal Reserve all contributed to higher market volatility in March. For the month, the S&P 500 index was lower by over 5.5% and yields on the 10-year US Treasury bond were 13 basis points lower. The largest daily declines in yields on the 10-year Treasury were on March 1 (President Trump announced tariffs on steel and aluminum), March 22 (tariffs on Chinese imports announced), and March 27 (large-cap technology shares selloff). A somewhat more hawkish Fed also contributed to lower long-term Treasury yields and lower stock prices.

Source: Bloomberg, Wall Street Journal

### STOCKS, LONG TREASURIES LOWER IN MARCH



Source: Bloomberg

## U.S. Economic Indicators

Event	Event Date	Period	Survey	Actual	Prior / Revised (R)
Core CPI (YoY)	03/13/18	FEB	1.8%	1.8%	1.8%
Existing Home Sales	03/21/18	FEB	5.40m	5.54m	5.38m
Chicago Fed National Activity Index	03/26/18	FEB	0.15	0.88	0.02 (R)
S&P Case Shiller 20-City Home Price Index (YoY)	03/27/18	JAN	6.15%	6.40%	6.31% (R)
Consumer Confidence	03/27/18	MAR	131.0	127.7	130.0 (R)
GDP Annualized (QoQ)	03/28/18	4Q T	2.7%	2.9%	2.5%
Core Personal Consumption Expenditures (PCE) (YoY)	03/29/18	FEB	1.6%	1.6%	1.5%
Change in Nonfarm Payrolls	04/06/18	MAR	187K	--	313K
Unemployment Rate	04/06/18	MAR	4.0%	--	4.1%

Source: Bloomberg Finance L.P. 4/2/18

## RECENT NEWS

### Fed Projects More Rate Hikes

During their March meeting, Federal Reserve officials signaled they could pick up the pace of interest rate hikes. The Fed voted unanimously to raise its benchmark federal funds rate by a quarter-percentage point to a range of 1.50-1.75%. Fed projections communicated through the dot plots show Fed officials expected to lift rates another two times in 2018 and 3 times in 2019. However, compared to the prior release in December, more Fed officials expect a total of four rate hikes this year. Fed forecasts also show officials project faster economic growth, higher inflation and lower unemployment in coming years.

Source: Wall Street Journal

## Contact Information

### KENT D. JOHNSON

Senior Vice President, Director-Minnesota Office

PMA Securities, Inc.  
5301 Kyler Ave. NE, 2nd Floor  
Albertville, MN 55301

Tel: 763.497.1490 Ext. 1300

Fax: 763.497.1491

Email: kjohnson@pmanetwork.com

This document was prepared by Prudent Man Advisors, Inc. for clients of the firm and its affiliated PMA entities, as defined below. It is being provided for informational and/or educational purposes only without regard to any particular user's investment objectives, financial situation or means. The content of this document is not to be construed as a recommendation, solicitation or offer to buy or sell any security, financial product or instrument, or to participate in any particular trading strategy in any jurisdiction in which such an offer or solicitation, or trading strategy would be illegal. Nor does it constitute any legal, tax, accounting or investment advice or services regarding the suitability or profitability of any security or investment. Although the information contained in this document has been obtained from third-party sources believed to be reliable, PMA cannot guarantee the accuracy or completeness of such information. It is understood that PMA is not responsible for any errors or omissions in the content in this document and the information is being provided to you on an "as is" basis without warranties or representations of any kind.

Securities, public finance services and institutional brokerage services are offered through PMA Securities, Inc. PMA Securities, Inc. is a broker-dealer and municipal advisor registered with the SEC and MSRB, and is a member of FINRA and SIPC. Prudent Man Advisors, Inc., an SEC registered investment adviser, provides investment advisory services to local government investment pools and separate accounts. All other products and services are provided by PMA Financial Network, Inc. PMA Financial Network, Inc., PMA Securities, Inc. and Prudent Man Advisors (collectively "PMA") are under common ownership.

Securities and public finance services offered through PMA Securities, Inc. are available in CA, CO, FL, GA, IL, IN, IA, KS, MI, MN, MO, NE, OH, OK, PA, SD, TX and WI. This document is not an offer of services available in any state other than those listed above, has been prepared for informational and educational purposes and does not constitute a solicitation to purchase or sell securities, which may be done only after client suitability is reviewed and determined. All investments mentioned herein may have varying levels of risk, and may not be suitable for every investor. PMA and its employees do not offer tax or legal advice. Individuals and organizations should consult with their own tax and/or legal advisors before making any tax or legal related investment decisions. Additional information is available upon request.