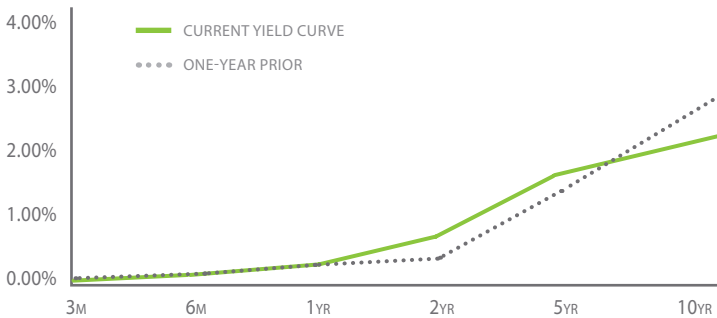
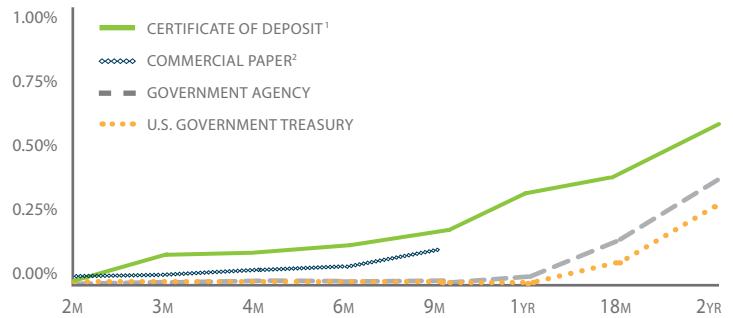


Historical Yield Curve



Source: Bloomberg Finance L.P., 12/1/14

Indicative Rates



¹ Average of top ten banks; ² General Electric Capital Corp.

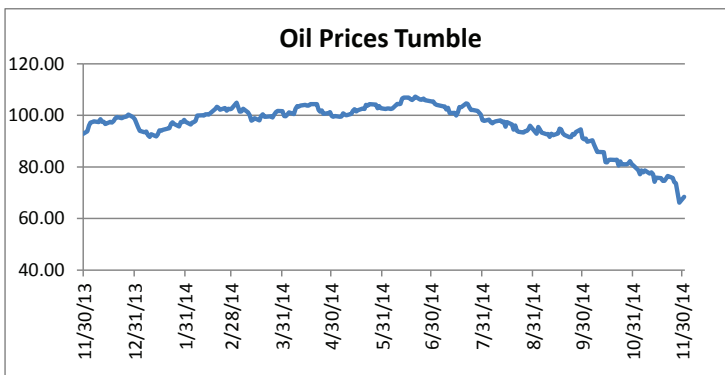
Source: PMA Financial Network, Inc., Bloomberg Finance L.P., 12/1/14

FEATURED ECONOMIC INDICATOR

What's Behind Lower Gas Prices

Oil prices fell below \$70 a barrel for the first time since 2010 after the Organization of Petroleum Exporting Countries (OPEC) kept its production ceiling unchanged. OPEC accounts for about 40% of the world's oil supply. U.S. oil production has expanded significantly in recent years on shale oil and deep sea production. OPEC may be intentionally applying pressure to U.S. producers in an effort to reduce U.S. supply during this time in which world demand has declined. Lower oil prices will benefit consumers through cheaper gasoline prices, which should increase spending capacity for consumers. However, decreasing commodity prices are raising fears of deflation, which would be detrimental to world growth.

Source: Bloomberg



Source: Bloomberg

RECENT NEWS

Treasury Yields Fall

The yield on the 10-year Treasury has plummeted to below 2.20% after last closing above 2.50% on September 26. Weaker domestic economic data, low interest rates abroad, a strong U.S. dollar and falling commodity prices have all been cited as reasons for the falling rates. The 2-year Treasury has continued to trend near 0.50% partly reflecting expectations for the Fed to increase interest rates in 2015. However, the 2-year has not traded consistently above 0.50% since 2011 which suggests that markets remain uncertain as to when and by how much the Fed will increase short-term interest rates.

Source: Bloomberg

U.S. Economic Indicators

Event	Event Date	Period	Survey	Actual	Prior / Revised (R)
Core CPI (YoY)	11/20/14	OCT	1.7%	1.8%	1.7%
Existing Home Sales	11/20/14	OCT	5.15M	5.26M	5.18M (R)
GDP Annualized (QoQ)	11/25/14	3Q S	3.3%	3.9%	3.5%
S&P Case-Shiller Composite-20 (MoM)	11/25/14	SEP	4.60%	4.90%	5.65% (R)
Consumer Confidence	11/25/14	NOV	96.0	88.7	94.1 (R)
New Home Sales	11/26/14	OCT	471K	458K	455K (R)
Initial Jobless Claims	12/04/14	NOV 29	295K	-	313K
Change in Nonfarm Payrolls	12/05/14	NOV	230K	-	214K
Unemployment Rate	12/05/14	NOV	5.8%	-	5.8%

Source: Bloomberg Finance L.P., 12/1/14

Contact Information

KENT D. JOHNSON

Senior Vice President, Director-Minnesota Office

PMA Securities, Inc.
5301 Kyler Ave. NE, 2nd Floor, 2nd Floor
Albertville, MN 55301

Tel: 763.497.1490 Ext. 1300

Fax: 763.497.1491

Email: kjohnson@pmanetwork.com

This document was prepared by Prudent Man Advisors, Inc. for clients of the firm and its affiliated PMA entities, as defined below. It is being provided for informational and/or educational purposes only without regard to any particular user's investment objectives, financial situation or means. The content of this document is not to be construed as a recommendation, solicitation or offer to buy or sell any security, financial product or instrument, or to participate in any particular trading strategy in any jurisdiction in which such an offer or solicitation, or trading strategy would be illegal. Nor does it constitute any legal, tax, accounting or investment advice or services regarding the suitability or profitability of any security or investment. Although the information contained in this document has been obtained from third-party sources believed to be reliable, PMA cannot guarantee the accuracy or completeness of such information. It is understood that PMA is not responsible for any errors or omissions in the content in this document and the information is being provided to you on an "as is" basis without warranties or representations of any kind.

Securities, public finance services and institutional brokerage services are offered through PMA Securities, Inc. PMA Securities, Inc. is a broker-dealer and municipal advisor registered with the SEC and MSRB, and is a member of FINRA and SIPC. Prudent Man Advisors, Inc., an SEC registered investment adviser, provides investment advisory services to local government investment pools and separate accounts. All other products and services are provided by PMA Financial Network, Inc. PMA Financial Network, Inc., PMA Securities, Inc. and Prudent Man Advisors (collectively "PMA") are under common ownership.

Securities and public finance services offered through PMA Securities, Inc. are available in CA, CO, FL, GA, IL, IN, IA, KS, MI, MN, MO, NE, OH, OK, PA, SD, TX and WI. This document is not an offer of services available in any state other than those listed above, has been prepared for informational and educational purposes and does not constitute a solicitation to purchase or sell securities, which may be done only after client suitability is reviewed and determined. All investments mentioned herein may have varying levels of risk, and may not be suitable for every investor. PMA and its employees do not offer tax or legal advice. Individuals and organizations should consult with their own tax and/or legal advisors before making any tax or legal related investment decisions. Additional information is available upon request.