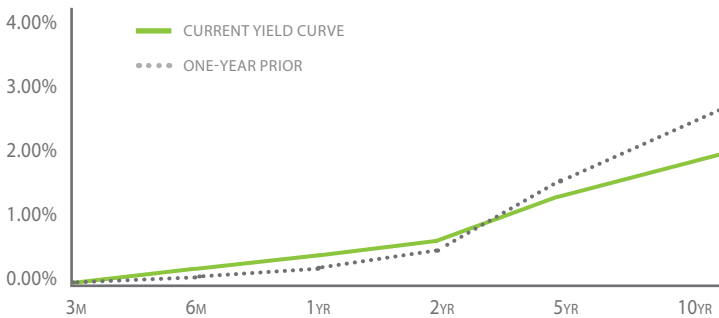


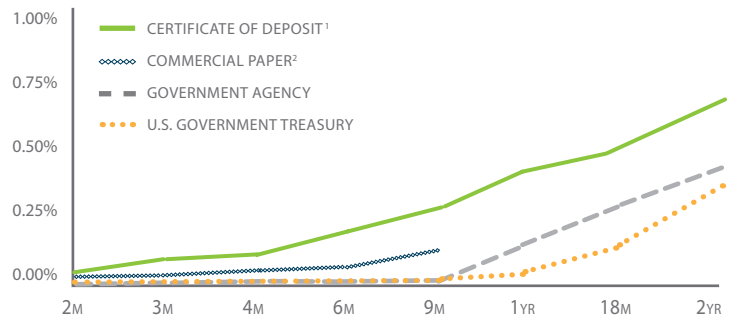


## Historical Yield Curve



Source: Bloomberg Finance L.P., 5/1/15

## Indicative Rates



<sup>1</sup> Average of top ten banks; <sup>2</sup> General Electric Capital Corp.

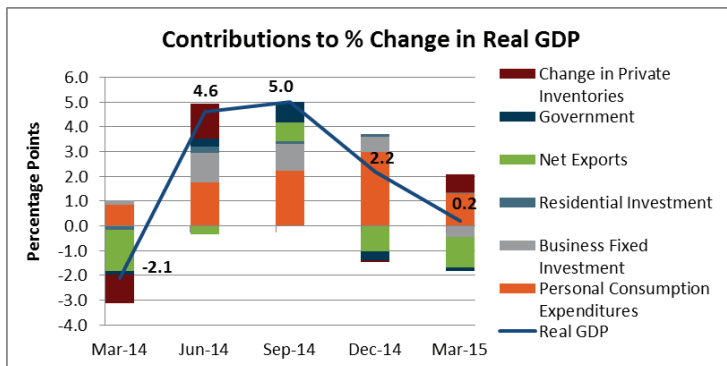
Source: PMA Financial Network, Inc., Bloomberg Finance L.P., 5/1/15

## FEATURED ECONOMIC INDICATOR

### First Quarter GDP a Mixed Story

After strong growth in the 2nd and 3rd quarters of 2014, GDP was negatively affected in the 4th quarter and the 1st quarter of 2015 by a plunge in oil prices and appreciation in the dollar. These two developments resulted in cutbacks to business spending and a hit to exports. All of the decline in business investment can be attributed to "mining, exploration, shafts and wells." Private investment outside of the oil and gas industry continued at a good pace. Regarding personal consumption, 87% of the benefit of lower gasoline prices in the six months ended in March 31 went towards higher savings. In other areas, spending on services remained about steady while spending on durable goods declined due in part to the volatile motor vehicles category.

Source: Bureau of Economic Analysis, Bloomberg, Financial Times



Source: Bloomberg

## RECENT NEWS

### S&P 500 Hits Record High

The S&P 500 Index reached a record high on April 27, 2015. This follows a steady rise in U.S. stock prices since March 2009. The S&P 500 is up 2.00% year-to-date and up 11.48% over the past year as of May 1, 2015. The U.S. equity markets this year have been aided by strong equity market growth across Europe and Asia where continued extraordinary monetary policy measures have aided equity markets.

Source: Bloomberg

## U.S. Economic Indicators

Event	Event Date	Period	Survey	Actual	Prior / Revised (R)
Consumer Price Index (YoY)	04/17/15	MAR	0.0%	-0.1%	0.0%
Core CPI (YoY)	04/17/15	MAR	1.7%	1.8%	1.7%
Durable Goods Orders Ex. Transportation (MoM)	04/24/15	MAR	0.3%	-0.2%	-1.3% (R)
Consumer Confidence	04/28/15	APR	102.2	95.2	101.4 (R)
Pending Home Sales (YoY)	04/29/15	MAR	5.1%	13.4%	12.5% (R)
ISM Manufacturing	05/01/15	APR	52.0	51.5	51.5
Initial Jobless Claims	05/07/15	MAY 2	277K	-	262K
Change in Nonfarm Payrolls	05/08/15	APR	230K	-	126K
Unemployment Rate	05/08/15	APR	5.4%	-	5.5%

Source: Bloomberg Finance L.P., 5/1/15

## Contact Information

### KENT D. JOHNSON

Senior Vice President, Director-Minnesota Office

PMA Securities, Inc.  
5301 Kyler Ave. NE, 2nd Floor, 2nd Floor  
Albertville, MN 55301

Tel: 763.497.1490 Ext. 1300

Fax: 763.497.1491

Email: kjohnson@pmanetwork.com

This document was prepared by Prudent Man Advisors, Inc. for clients of the firm and its affiliated PMA entities, as defined below. It is being provided for informational and/or educational purposes only without regard to any particular user's investment objectives, financial situation or means. The content of this document is not to be construed as a recommendation, solicitation or offer to buy or sell any security, financial product or instrument, or to participate in any particular trading strategy in any jurisdiction in which such an offer or solicitation, or trading strategy would be illegal. Nor does it constitute any legal, tax, accounting or investment advice or services regarding the suitability or profitability of any security or investment. Although the information contained in this document has been obtained from third-party sources believed to be reliable, PMA cannot guarantee the accuracy or completeness of such information. It is understood that PMA is not responsible for any errors or omissions in the content in this document and the information is being provided to you on an "as is" basis without warranties or representations of any kind.

Securities, public finance services and institutional brokerage services are offered through PMA Securities, Inc. PMA Securities, Inc. is a broker-dealer and municipal advisor registered with the SEC and MSRB, and is a member of FINRA and SIPC. Prudent Man Advisors, Inc., an SEC registered investment adviser, provides investment advisory services to local government investment pools and separate accounts. All other products and services are provided by PMA Financial Network, Inc. PMA Financial Network, Inc., PMA Securities, Inc. and Prudent Man Advisors (collectively "PMA") are under common ownership.

Securities and public finance services offered through PMA Securities, Inc. are available in CA, CO, FL, GA, IL, IN, IA, KS, MI, MN, MO, NE, OH, OK, PA, SD, TX and WI. This document is not an offer of services available in any state other than those listed above, has been prepared for informational and educational purposes and does not constitute a solicitation to purchase or sell securities, which may be done only after client suitability is reviewed and determined. All investments mentioned herein may have varying levels of risk, and may not be suitable for every investor. PMA and its employees do not offer tax or legal advice. Individuals and organizations should consult with their own tax and/or legal advisors before making any tax or legal related investment decisions. Additional information is available upon request.