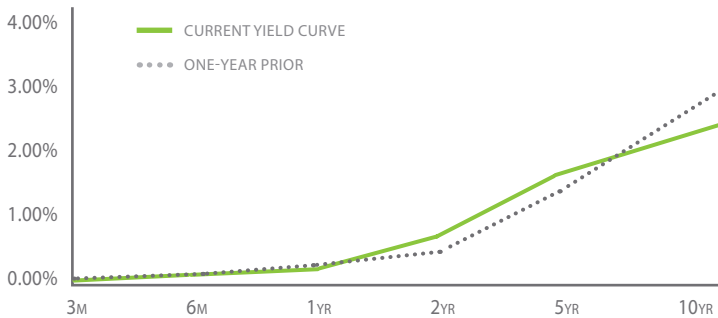


Historical Yield Curve



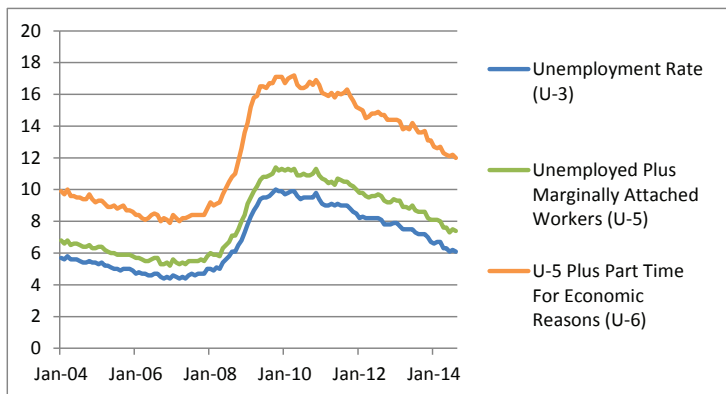
Source: Bloomberg Finance L.P., 10/1/14

FEATURED ECONOMIC INDICATOR

Alternative Employment Measures

Federal Reserve Chairman Janet Yellen has indicated that she and the Federal Open Market Committee (FOMC) are looking to a broad array of employment figures when assessing employment conditions. The most commonly cited employment figure is the U-3 Unemployment Rate. The headline figure has declined from a peak of 10.0% in 2009 to 6.1% as of August 31, 2014. This one measure does not tell the entire labor market story. Other broader employment measures such as U-5 and U-6 include all unemployed, discouraged, "other marginally attached" persons and total employed part time for economic reasons. The gap between U-6 and U-3 remains much higher than prior to the financial crisis suggesting there remains slack in the labor market despite lower unemployment. Understanding these additional factors of labor underutilization provides additional insight into the Fed's views on the employment picture and, ultimately, their likelihood of tightening monetary policy.

Source: Bureau of Labor Statistics



Source: Bloomberg

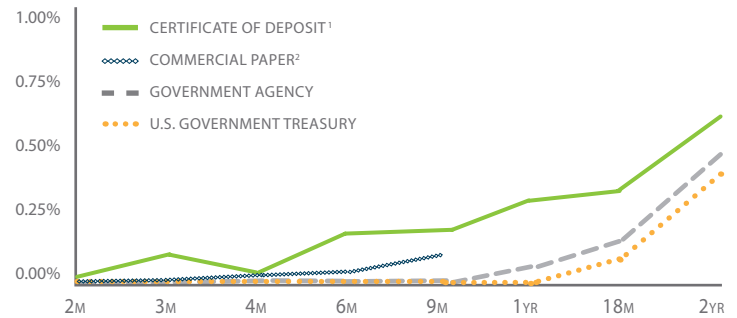
RECENT NEWS

Negative Yields on U.S. T-Bills

It is not unusual for investors to bid up prices for safe assets such as Treasury bills near quarter-end. However, when combined with a low rate environment, a recent change to the Fed's reverse repo facility and new regulations discouraging banks from borrowing short-term from money markets funds, Treasury bills have dipped below zero at times. Efforts by the Fed to test demand for its reverse repo facility will be important once the central bank starts tightening policy. The repo facility will be used to help the Fed stabilize overnight borrowing rates.

Source: Financial Times

Indicative Rates



¹ Average of top ten banks; ² General Electric Capital Corp.

Source: PMA Financial Network, Inc., Bloomberg Finance L.P., 10/1/14

U.S. Economic Indicators

Event	Event Date	Period	Survey	Actual	Prior / Revised (R)
Consumer Price Index (MoM)	09/17/14	AUG	0.0%	-0.2%	0.1%
Core CPI (MoM)	09/17/14	AUG	0.2%	0.0%	0.1%
Chicago Fed National Activity Index	09/22/14	AUG	0.33	-0.21	0.26 (R)
Existing Home Sales	09/22/14	AUG	5.20M	5.05M	5.14M (R)
S&P Case-Shiller Composite-20 (MoM)	09/30/14	JUL	0.00%	-0.50%	-0.29% (R)
Consumer Confidence	09/30/14	SEP	92.5	86.0	93.4 (R)
Initial Jobless Claims	10/02/14	SEP 27	297K	287K	293K
Change in Nonfarm Payrolls	10/03/14	SEP	210K	236K	142K
Unemployment Rate	10/03/14	SEP	6.1%	5.9%	6.1%

Source: Bloomberg Finance L.P., 10/3/14

Contact Information

KENT D. JOHNSON

Senior Vice President, Director-Minnesota Office

PMA Securities, Inc.

5301 Kyler Ave. NE, 2nd Floor, 2nd Floor
Albertville, MN 55301

Tel: 763.497.1490 Ext. 1300

Fax: 763.497.1491

Email: kjohnson@pmanetwork.com

This document was prepared by Prudent Man Advisors, Inc. for clients of the firm and its affiliated PMA entities, as defined below. It is being provided for informational and/or educational purposes only without regard to any particular user's investment objectives, financial situation or means. The content of this document is not to be construed as a recommendation, solicitation or offer to buy or sell any security, financial product or instrument, or to participate in any particular trading strategy in any jurisdiction in which such an offer or solicitation, or trading strategy would be illegal. Nor does it constitute any legal, tax, accounting or investment advice or services regarding the suitability or profitability of any security or investment. Although the information contained in this document has been obtained from third-party sources believed to be reliable, PMA cannot guarantee the accuracy or completeness of such information. It is understood that PMA is not responsible for any errors or omissions in the content in this document and the information is being provided to you on an "as is" basis without warranties or representations of any kind.

Securities, public finance services and institutional brokerage services are offered through PMA Securities, Inc. PMA Securities, Inc. is a broker-dealer and municipal advisor registered with the SEC and MSRB, and is a member of FINRA and SIPC. Prudent Man Advisors, Inc., an SEC registered investment adviser, provides investment advisory services to local government investment pools and separate accounts. All other products and services are provided by PMA Financial Network, Inc. PMA Financial Network, Inc., PMA Securities, Inc. and Prudent Man Advisors (collectively "PMA") are under common ownership.

Securities and public finance services offered through PMA Securities, Inc. are available in CA, CO, FL, GA, IL, IN, IA, KS, MI, MN, MO, NE, OH, OK, PA, SD, TX and WI. This document is not an offer of services available in any state other than those listed above, has been prepared for informational and educational purposes and does not constitute a solicitation to purchase or sell securities, which may be done only after client suitability is reviewed and determined. All investments mentioned herein may have varying levels of risk, and may not be suitable for every investor. PMA and its employees do not offer tax or legal advice. Individuals and organizations should consult with their own tax and/or legal advisors before making any tax or legal related investment decisions. Additional information is available upon request.