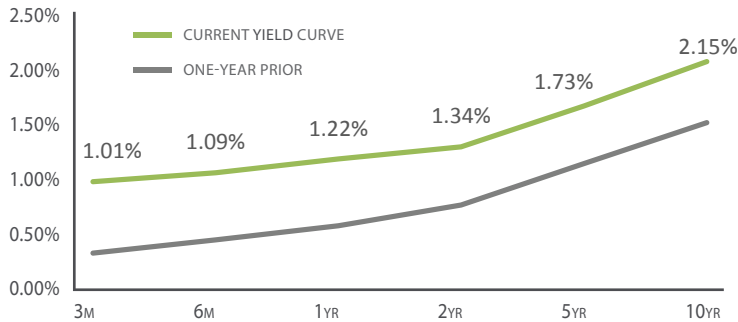
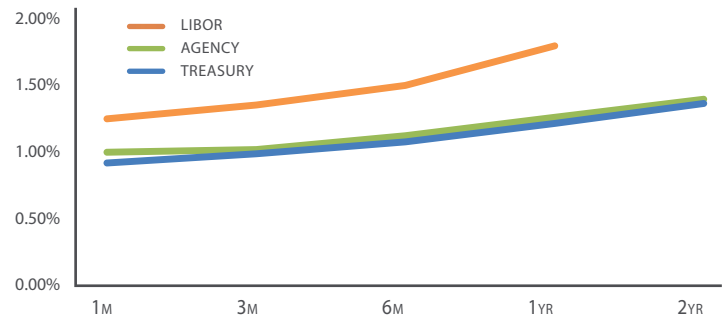


Historical Yield Curve



Source: Bloomberg Finance L.P.9/1/17

Indicative Rates



Source: Bloomberg Finance L.P.9/1/17

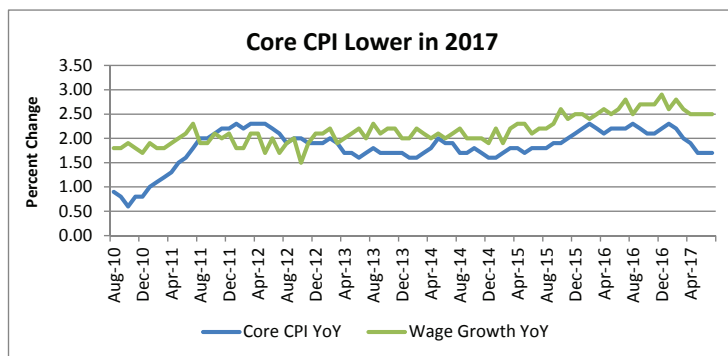
Rates do not reflect transaction fees.

FEATURED ECONOMIC INDICATOR

Low Inflation Could Change Fed's Plans

"The Consumer Price Index (CPI) for July grew only 1.7% over the past year. Core CPI, which excludes food and energy costs, also grew at 1.7%. The relatively low inflation levels seem contradictory to higher consumer spending, low unemployment and healthy U.S. growth. The chart below shows somewhat higher wage growth, but this has not correlated to higher prices. The Fed's preferred inflation gauge, the price index for personal-consumption expenditures (PCE), rose only 1.4% in July compared to 2.2% growth earlier this year. The economy's conflicting signals may change the Federal Reserve's plans to raise its benchmark interest rate once more before year-end.

Source: www.bls.gov, Wall Street Journal



Source: Bloomberg

RECENT NEWS

Rates Rally in September

U.S. Treasury yields continued to fall in August due in part to a flight to quality related to rising political unrest. The 10-year Treasury fell to its lowest level of the year when North Korea fired a ballistic missile over Japan near the end of August. This concluded a difficult month as markets also dealt with Hurricane Harvey's impact on energy markets as well as a variety of issues out of Washington including a failure to repeal and replace the Affordable Care Act and threats by President Trump to shut down the government to secure funding to build a wall along the Mexican border.

Source: Bloomberg, Wall Street Journal

U.S. Economic Indicators

| Event | Event Date | Period | Survey | Actual | Prior / Revised (R) |
|-------------------------------------|------------|--------|--------|--------|---------------------|
| Housing Starts | 08/16/17 | JUL | 1220K | 1155K | 1213K (R) |
| Chicago Fed National Activity Index | 08/21/17 | JUL | 0.10 | -0.01 | 0.16 (R) |
| Existing Home Sales | 08/24/17 | JUL | 5.55m | 5.44m | 5.51m (R) |
| Consumer Confidence | 08/29/17 | AUG | 120.7 | 122.9 | 120.0 (R) |
| Personal Income | 08/31/17 | JUL | 0.3% | 0.4 | 0.0% |
| Personal Spending | 08/31/17 | JUL | 0.4% | 0.3% | 0.2% (R) |
| ISM Manufacturing | 09/01/17 | AUG | 56.5 | 58.8 | 56.3 |
| Change in Nonfarm Payrolls | 09/01/17 | AUG | 180K | 156K | 189K (R) |
| Unemployment Rate | 09/01/17 | AUG | 4.3% | 4.4% | 4.3% |

Source: Bloomberg Finance L.P.9/1/17

Contact Information

KENT D. JOHNSON

Senior Vice President, Director-Minnesota Office

PMA Securities, Inc.
5301 Kyler Ave. NE, 2nd Floor, 2nd Floor
Albertville, MN 55301

Tel: 763.497.1490 Ext. 1300

Fax: 763.497.1491

Email: kjohnson@pmanetwork.com

This document was prepared by Prudent Man Advisors, Inc. for clients of the firm and its affiliated PMA entities, as defined below. It is being provided for informational and/or educational purposes only without regard to any particular user's investment objectives, financial situation or means. The content of this document is not to be construed as a recommendation, solicitation or offer to buy or sell any security, financial product or instrument, or to participate in any particular trading strategy in any jurisdiction in which such an offer or solicitation, or trading strategy would be illegal. Nor does it constitute any legal, tax, accounting or investment advice or services regarding the suitability or profitability of any security or investment. Although the information contained in this document has been obtained from third-party sources believed to be reliable, PMA cannot guarantee the accuracy or completeness of such information. It is understood that PMA is not responsible for any errors or omissions in the content in this document and the information is being provided to you on an "as is" basis without warranties or representations of any kind.

Securities, public finance services and institutional brokerage services are offered through PMA Securities, Inc. PMA Securities, Inc. is a broker-dealer and municipal advisor registered with the SEC and MSRB, and is a member of FINRA and SIPC. Prudent Man Advisors, Inc., an SEC registered investment adviser, provides investment advisory services to local government investment pools and separate accounts. All other products and services are provided by PMA Financial Network, Inc. PMA Financial Network, Inc., PMA Securities, Inc. and Prudent Man Advisors (collectively "PMA") are under common ownership.

Securities and public finance services offered through PMA Securities, Inc. are available in CA, CO, FL, GA, IL, IN, IA, KS, MI, MN, MO, NE, OH, OK, PA, SD, TX and WI. This document is not an offer of services available in any state other than those listed above, has been prepared for informational and educational purposes and does not constitute a solicitation to purchase or sell securities, which may be done only after client suitability is reviewed and determined. All investments mentioned herein may have varying levels of risk, and may not be suitable for every investor. PMA and its employees do not offer tax or legal advice. Individuals and organizations should consult with their own tax and/or legal advisors before making any tax or legal related investment decisions. Additional information is available upon request.